



LAB SYSTEM

LAB SYSTEM THE MOST MODERN IMAGE OF OPERATIVE OFFICE

Lab System is the most contemporary representation of the operative office. A perfect synthesis of operative, ergonomics and design, with numerous furnishing solutions, from a simple rectangular desk to double and multiple workstations and modern bench tables. The rectangular sectioned metal structure is surprisingly easy to assemble assuring great sturdiness to tables, compositions and working areas, integrating simple and safely with alternative supporting elements. The structure is available in titanium, white, shiny black and silver finishing, conferring an appealing look which combines with the melamine and glass tops as well as the accessories, offering a wide choice of compositions and numerous styling solutions. Lab System creates in a simple and essential way a wide variety of solutions by using accessories, bookcases, pedestals and containers. The linear and essential design integrates perfectly with every environment achieving brilliant results in terms of aesthetics and functions.



The minimal appeal of the metallic structure renovates itself in the ring shaped leg version. Evolution of the traditional U leg, the new proposal is elegant and representative and it can find place in operative or mid executive locations. The simple shape of the structure and significant technical details assure the assembly of each workspace in a quick and simple way. The final result is characterized by a remarkable stability and sturdiness. The numerous finishings of the metal parts and the various possibilities of choice of the work tops allow a wide and completely customization. A particular attention has been reserved to the choice of the Extra Light glass tops, 12 mm thick. The colours white and black of the glass are perfect to make the workstations precious, elegant and bright. Lab System represents a new way to see the modern operative and professional office without aesthetic compromises or compositional limits.

LAB SYSTEM SINGLE DESK SOLUTIONS



The melamine tops match perfectly with the structure in all its colours. With Lab System range it is simple to create a complete office choosing between lots of pedestals (fixed or on wheels) and bookcases conceived for a chromatic and functional integration.





The desk height pedestal is a valid support for a comfortable and efficient work desk. The pedestal can contain a great number of documents as well as replace a metal leg of the structure.





The metal returns have a refined line with a 45° profile which delineates the space of the doors. In the fixed version the return becomes a supporting element to the desk by using a short leg.









The modular returns have a white melamine structure and they can be aligned or freely orientated. Designed as desk support they create compositions of every dimension and they have to be always fitted with top and rear.



o The versatility of Lab System gives the option to create numerous compositions of every dimension. The melamine desk height bookcases (open or with doors) offer the possibility to have innovative and original workstations.





The versatility of Lab System is at the base of numerous proposals of double compositions. Using the metal or melamine returns, it is possible to create original and functional workspaces for 2 or more workers. In this case, the desk has a leg of standard dimensions and one leg of reduced height that can be integrated with the supporting returns. When the supporting returns are integrated with the workstations, they increase the functionality of the desks helping the worker in the using of technological devices. (personal computer, tablet, printers, scanner etc). Double compositions are also feasible aligning some traditional tables, using a solid central leg that can be transformed, if necessary, in an electrical cables compartement.

LAB SYSTEM DOUBLE DESK SOLUTIONS



Lab System includes a wide range of cable access systems. Cable grommets, cable trays, they are all thought to be integrated functionally and aesthetically.



The modular returns have a white melamine structure and they can be aligned or freely orientated. Designed as desk support they create compositions of every dimension and they have to be always fitted with top and rear.







The structure of the tables Lab System allows for the insert of front panels for a better privacy of the desk. The central leg gives the possibility to connect aligned tables in order to make a multiple and functional workstation.







The metal suspended pedestal is hooked to the structure, allowing the running along the length of the top. The central leg can also have a closing panel for cable collection.





Lab System bench tables realize multiple workstations with solid metal structure. Wide, comfortable and functional, the bench workstations represent the heart of every operative office of latest generation. The structure of the bench has normal or ring shaped leg and a central "space-saving" leg that allows the using of the work top in all its length. One of the legs of the structure can be replaced by desk height supporting pedestals. A wide range of accessories allows to isolate every workstation assuring privacy and integration: screens, cable port, CPU holder and flip access for electrification. The various finishings of the structure, of the tops and the accessories allow to customize the bench to integrate it in every operative setting.

LAB SYSTEM MULTIPLE DESK SOLUTIONS







The cable collection on the bench tables Lab System is made through a tray anchored to the structure and by flip melamine panel which allow for a fast and practical cable inspection.









The Lab system proposals for meeting area are characterized by simplicity and linear shapes. The strong structure in metal tubular draws table of every dimension joining the finishings of the metal with the sober shades of the melamine and the bright glares of the glass. The meeting tables are available with square or rectangular shape. They are fitted to be connected to the tops of the same kind to obtain modular meeting tables of big dimensions. The central leg gives stability and sturdiness to the compositions. The tops and the structures are fitted for the pass and collection of the cables, by the using of cable port, trays and an original metal cable collection column. Lab system meeting tables are extremely versatile, functional and aesthetically appealing.

LAB SYSTEM MEETING AREA SOLUTIONS







The modular meeting tables employ the central leg to improve the space to give a total utilization of the table. To allow the cable passage it is also included in the system a metal tray and tower.







Velo is the dividing system studied for the perfect integration with Brunoffice operative systems and for realize original reception workstations. Wall system 25 mm thick is available in melamine, melamine covered with fabric or methacrylate with aluminium profile. The range includes 3 heights (105, 151, 177 cm) and 3 widths (60, 80, 100 cm). It is fitted with an aluminium perimetral profile and a central profile always placed at 70 cm height in order to allow the connection of the desk tops. Each panel is fitted with 2 adjustable feet and accessories to connect to other panels directly. The system can be easily customized on request both as reception and wall system for operative workstation. The system is not self supporting so it needs to be always attached to a table, bookcase or other panel.

LAB SYSTEM + VELO: INTEGRATED OFFICE





The screen system Velo represents the simplest and most immediate answer to office space dividing. Thickness 25 mm, various heights and widths, this dividing system is always fitted with an aluminium profile which guarantees the connections to desks and accessories.







MELAMINE BOOKCASES

Lab system, as all operative Brunoffice ranges, use bookcases and elements studied for a perfect chromatic and dimensional integration.

The bookcases have a structure in white or grey melamine, while the doors and fronts are available in glass and in all the finishings of the system. The top of the bookcase (compulsory) and the side panels (optional) are available in all the colours of the range. The handles can be chosen between the ones available on the price list.

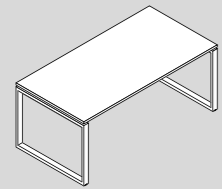




MOBILE PEDESTALS

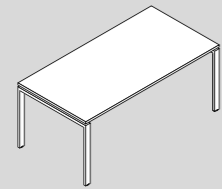
Lab system, as all Brunoffice operative ranges, use pedestals on wheels studied for a perfect chromatic and dimensional integration. There are 2 kinds of operative pedestals: with structure and fronts in metal and melamine top or with structure and top in metal and fronts in melamine. Drawers run on reliable and solid ball bearing slides always fitted with rollaway wheels. The handles can be chosen between the ones available on the price list.





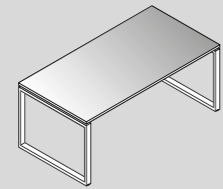
Tavolo
Table

LT20A cm. 200x100x74 h.



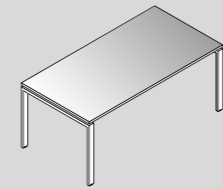
Tavolo
Table

LT20 cm. 200x100x74 h.



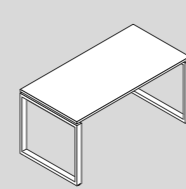
Tavolo in vetro
Glass table

LT20AV cm. 200x100x74 h.



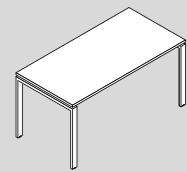
Tavolo in vetro
Glass table

LT20V cm. 200x100x74 h.



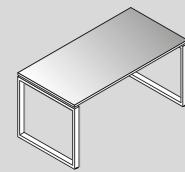
Tavolo
Table

LT08A cm. 80x80x74 h.
LT10A cm. 100x80x74 h.
LT12A cm. 120x80x74 h.
LT14A cm. 140x80x74 h.
LT16A cm. 160x80x74 h.
LT18A cm. 180x80x74 h.



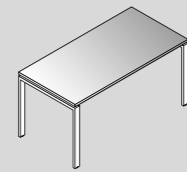
Tavolo
Table

LT08 cm. 80x80x74 h.
LT10 cm. 100x80x74 h.
LT12 cm. 120x80x74 h.
LT14 cm. 140x80x74 h.
LT16 cm. 160x80x74 h.
LT18 cm. 180x80x74 h.



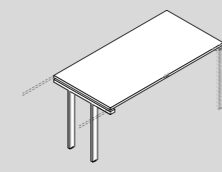
Tavolo in vetro
Glass table

LT16AV cm. 160x80x74 h.
LT18AV cm. 180x80x74 h.



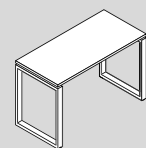
Tavolo in vetro
Glass table

LT16V cm. 160x80x74 h.
LT18V cm. 180x80x74 h.



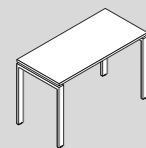
Tavolo collegabile
Connecting table

LTC14A cm. 140x80x74 h.
LTC16A cm. 160x80x74 h.
LTC18A cm. 180x80x74 h.



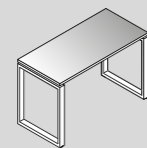
Tavolo
Table

LD08A cm. 80x60x74 h.
LD10A cm. 100x60x74 h.
LD12A cm. 120x60x74 h.



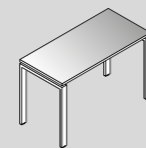
Tavolo
Table

LD08 cm. 80x60x74 h.
LD10 cm. 100x60x74 h.
LD12 cm. 120x60x74 h.



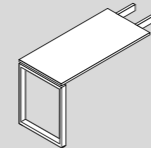
Tavolo in vetro
Glass table

LD08AV cm. 80x60x74 h.
LD12AV cm. 120x60x74 h.



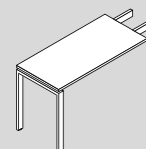
Tavolo in vetro
Glass table

LD08V cm. 80x60x74 h.
LD12V cm. 120x60x74 h.



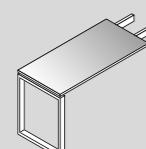
Tavolo collegabile a 90°
90° connecting tables

LA08A cm. 80x60x74 h.
LA10A cm. 100x60x74 h.
LA12A cm. 120x60x74 h.



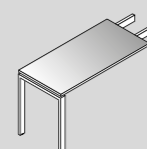
Tavolo collegabile a 90°
90° connecting tables

LA08 cm. 80x60x74 h.
LA10 cm. 100x60x74 h.
LA12 cm. 120x60x74 h.



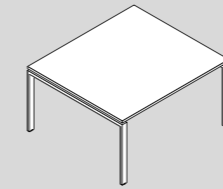
Tavolo collegabile a 90° in vetro
90° connecting glass tables

LA08AV cm. 80x60x74 h.
LA12AV cm. 120x60x74 h.



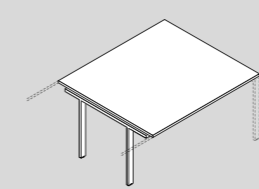
Tavolo collegabile a 90° in vetro
90° connecting glass tables

LA08V cm. 80x60x74 h.
LA12V cm. 120x60x74 h.



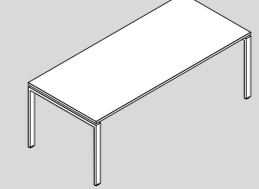
Tavolo riunione
Modulo finale
Final meeting table

LTR16 cm. 160x165x74 h.



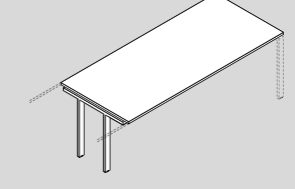
Tavolo riunione
Modulo centrale
Central meeting table

LTRC16 cm. 160x165x74 h.



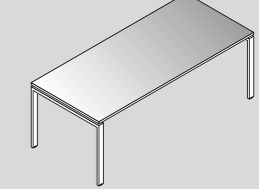
Tavolo riunione
Modulo finale
Final meeting table

LTR24 cm. 240x100x74 h.



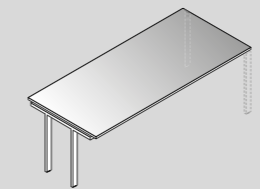
Tavolo riunione
Modulo centrale
Central meeting table

LTRC24 cm. 240x100x74 h.



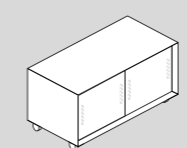
Tavolo riunione in vetro
Modulo finale
Final glass meeting table

LTR24V cm. 240x100x74 h.



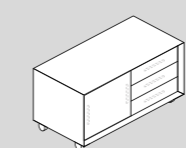
Tavolo riunione in vetro
Modulo centrale
Central glass meeting table

LTRC24V cm. 240x100x74 h.



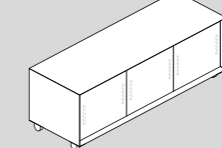
Appendice in metallo
a 2 moduli su ruote o piedini
2 modules metal return
on castors or feet

CA12A..R cm. 128x60x60 h.
CA12A..P cm. 128x60x60 h.



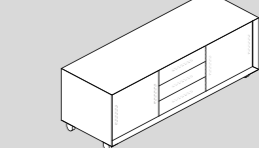
Appendice in metallo
a 2 moduli su ruote o piedini
2 modules metal return
on castors or feet

CA12AC..R cm. 128x60x60 h.
CA12AC..P cm. 128x60x60 h.



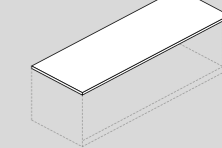
Appendice in metallo
a 3 moduli su ruote o piedini
3 modules metal return
on castors or feet

CA18A..R cm. 188x60x60 h.
CA18A..P cm. 188x60x60 h.



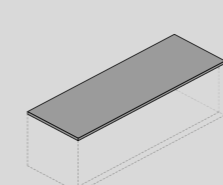
Appendice in metallo
a 3 moduli su ruote o piedini
3 modules metal return
on castors or feet

CA18AC..R cm. 188x60x60 h.
CA18AC..P cm. 188x60x60 h.



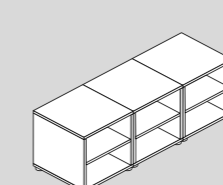
Top per appendici
in nobilitato
Melamine top
for mobile return

CXTP12N cm. 128x60x1,8 h.
CXTP18N cm. 188x60x1,8 h.



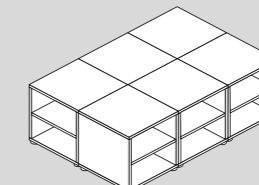
Top per appendici
in laminato
Laminated top
for mobile return

CXTP12S cm. 128x60x1,8 h.
CXTP18S cm. 188x60x1,8 h.



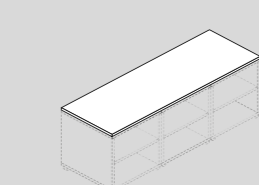
Appendice indipendente
/portante a giorno
a 2/3/4 moduli
Independent/supporting open
return 2/3/4 modules

CN10 cm. 100x50x51 h.
CN15 cm. 150x50x51 h.
CN20 cm. 200x50x51 h.



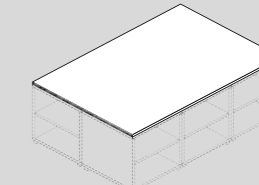
Appendice indipendente
/portante a giorno
a 6/8 moduli
Independent/supporting open
return 6/8 modules

CN15/2 cm. 150x100x51 h.
CN20/2 cm. 200x100x51 h.



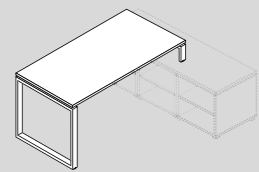
Top per appendice indipen-
dente/portante a giorno
Finishing top for independant
/supporting open return

CXNT10 cm. 100x50x1,8 h.
CXNT15 cm. 150x50x1,8 h.
CXNT20 cm. 200x50x1,8 h.



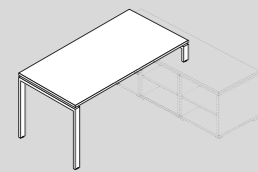
Top per appendice indipen-
dente/portante a giorno
Finishing top for independant
/supporting open return

CXNT15/2 cm. 150x100x1,8 h.
CXNT20/2 cm. 200x100x1,8 h.



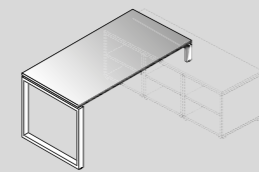
Tavolo per appendice portante
Table for supporting return

LAP20A cm. 200x100x74 h.
LAP18A cm. 180x80x74 h.
LAP16A cm. 160x80x74 h.



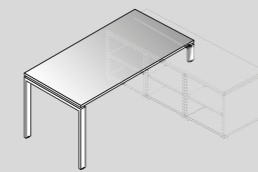
Tavolo per appendice portante
Table for supporting return

LAP20 cm. 200x100x74 h.
LAP18 cm. 180x80x74 h.
LAP16 cm. 160x80x74 h.



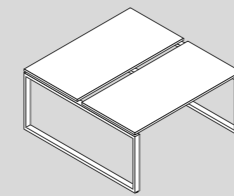
Tavolo per appendice portante
portante in vetro
Glass table for
supporting return

LAP20AV cm. 200x100x74 h.
LAP18AV cm. 180x80x74 h.
LAP16AV cm. 160x80x74 h.



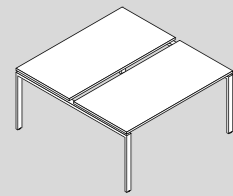
Tavolo per appendice
portante in vetro
Glass table for
supporting return

LAP20V cm. 200x100x74 h.
LAP18V cm. 180x80x74 h.
LAP16V cm. 160x80x74 h.



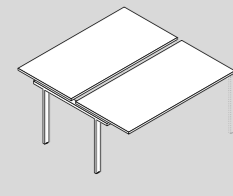
Postazione bench
Modulo finale
Final bench workstation

LB18A cm. 180x165x74 h.
LB16A cm. 160x165x74 h.
LB14A cm. 140x165x74 h.



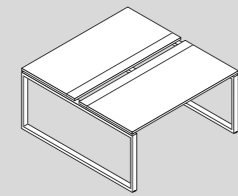
Postazione bench
Modulo finale
Final bench workstation

LB18 cm. 180x165x74 h.
LB16 cm. 160x165x74 h.
LB14 cm. 140x165x74 h.



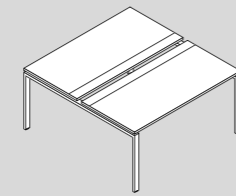
Postazione bench
Modulo centrale
Central bench workstation

LBC18 cm. 180x165x74 h.
LBC16 cm. 160x165x74 h.
LBC14 cm. 140x165x74 h.



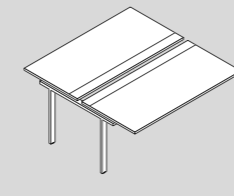
Postazione bench
con ribaltina. Modulo finale
Final bench workstation

LBF18A cm. 180x165x74 h.
LBF16A cm. 160x165x74 h.
LBF14A cm. 140x165x74 h.



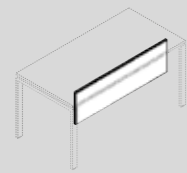
Postazione bench
con ribaltina. Modulo finale
Final bench workstation

LBF18 cm. 180x165x74 h.
LBF16 cm. 160x165x74 h.
LBF14 cm. 140x165x74 h.



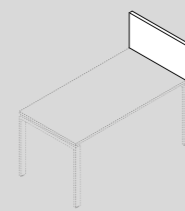
Postazione bench
con ribaltina. Modulo centrale
Central bench workstation

LBFC18 cm. 180x165x74 h.
LBFC16 cm. 160x165x74 h.
LBFC14 cm. 140x165x74 h.



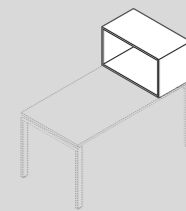
Pannello frontale
Modesty panel

LG20 cm. 180x30 h.
LG18 cm. 180x30 h.
LG16 cm. 160x30 h.
LG14 cm. 140x30 h.
LG12 cm. 120x30 h.
LG08 cm. 80x30 h.



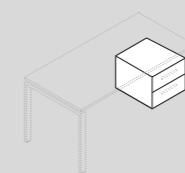
Pannello laterale/centrale
in nobilitato o tessuto
Melamine or fabric
lateral/central panel

PLN08 cm. 80x2,5x30 h.
PLN06 cm. 60x2,5x30 h.
PLT08 cm. 80x2,5x30 h.
PLT06 cm. 60x2,5x30 h.



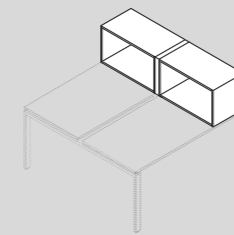
Modulo libreria soprapiano
Table top cabinet

PLGN cm. 80x44x40 h



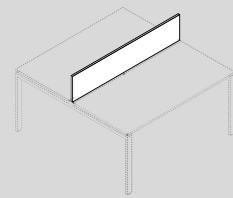
Cassettiera pensile
Suspended pedestal

LCP2M cm. 44x59x33 h.
LCP2N cm. 44x59x33 h.



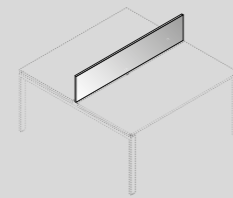
Coppia di librerie soprapiano
complete di carter
Pair of table top cabinets
with finishing central carter

PL2GN cm. 165x44x40 h.



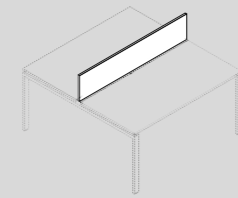
Paretina per bench in nobilitato
completa di attacchi
Melamine screen for bench
tables with clamps

PPN18 tavoli / table cm 180
PPN16 tavoli / table cm 160
PPN14 tavoli / table cm 140
PPN12 tavoli / table cm 120



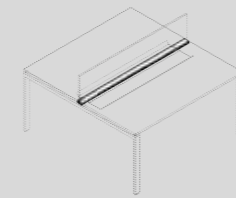
Paretina per bench in meta-
cristallo completa di attacchi
Metacrylate screen for bench
tables with clamps

PPM16 tavoli / table cm 160
PPM14 tavoli / table cm 140
PPM12 tavoli / table cm 120
PPM10 tavoli / table cm 100



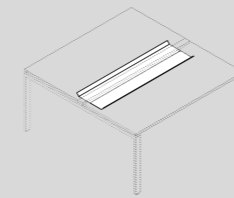
Paretina per bench in tessuto
completa di attacchi
Fabric screen for bench
tables with clamps

PPT18 tavoli / table cm 180
PPT16 tavoli / table cm 160
PPT14 tavoli / table cm 140
PPT12 tavoli / table cm 120



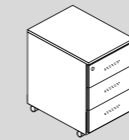
Barra in alluminio per paretina
Aluminium bar for screen

PW18B tavoli / table cm 180
PW16B tavoli / table cm 160
PW14B tavoli / table cm 140
PW12B tavoli / table cm 120



Vassoio raccolta cavi per barra
Cable collection tray for bar

PW12 cm. 120
PW08 cm. 80
PW05 cm. 50



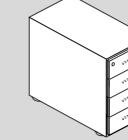
Cassettiera in metallo B.Side
top in nobilitato
B.Side metal pedestal
melamine top

CB2T cm. 42,5x53x52 h.
CB2T/1 cm. 42,5x53x59 h.
CB3T cm. 42,5x53x52 h.
CB3T/1 cm. 42,5x53x59 h.



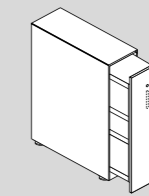
Cassettiera in metallo B.Side
frontali in nobilitato
B.Side metal pedestal
melamine fronts

CP2N cm. 42,5x53x52 h.
CP2N/1 cm. 42,5x53x59 h.
CP3N cm. 42,5x53x52 h.
CP3N/1 cm. 42,5x53x59 h.



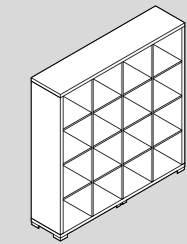
Cassettiera in metallo B.Side
frontali in metallo o nobilitato
B.Side metal pedestal
melamine or metal fronts

C6A4 cm. 42,5x59,5x71 h.
C8A4 cm. 42,5x79,5x71 h.
C6A4N cm. 42,5x59,5x71 h.
C8A4N cm. 42,5x79,5x71 h.



Contenitore Totem
con cassettone estraibile
Totem cabinet with
extractable right/left drawer

CEN/D cm. 45x79,5x115 h.
CEN/S cm. 45x79,5x115 h.



Libreria alveolare
Open bookcase

CLA cm. 171x40x175 h.



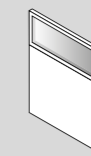
Modulo parete
nobilitato/nobilitato
Dividing system element
melamine/melamine

AP10NN/06 cm. 60x105 h.
AP10NN/08 cm. 80x105 h.
AP10NN/10 cm. 100x105 h.



Modulo parete
nobilitato/tessuto
Dividing system element
melamine/fabric

AP10NT/06 cm. 60x105 h.
AP10NT/08 cm. 80x105 h.
AP10NT/10 cm. 100x105 h.



Modulo parete
nobilitato/metacrilato
Dividing system element
melamine/fabric

AP10NM/06 cm. 60x105 h.
AP10NM/08 cm. 80x105 h.
AP10NM/10 cm. 100x105 h.



Modulo parete
nobilitato/nobilitato
Dividing system element
melamine/melamine

AP14NN/06 cm. 60x141 h.
AP14NN/08 cm. 80x141 h.
AP14NN/10 cm. 100x141 h.



Modulo parete
nobilitato/tessuto
Dividing system element
melamine/fabric

AP14NT/06 cm. 60x141 h.
AP14NT/08 cm. 80x141 h.
AP14NT/10 cm. 100x141 h.



Modulo parete
nobilitato/metacrilato
Dividing system element
melamine/fabric

AP14NM/06 cm. 60x141 h.
AP14NM/08 cm. 80x141 h.
AP14NM/10 cm. 100x141 h.



Modulo parete
nobilitato/nobilitato
Dividing system element
melamine/melamine

AP17NN/06 cm. 60x177 h.
AP17NN/08 cm. 80x177 h.
AP17NN/10 cm. 100x177 h.



Modulo parete
nobilitato/tessuto
Dividing system element
melamine/fabric

AP17NT/06 cm. 60x177 h.
AP17NT/08 cm. 80x177 h.
AP17NT/10 cm. 100x177 h.



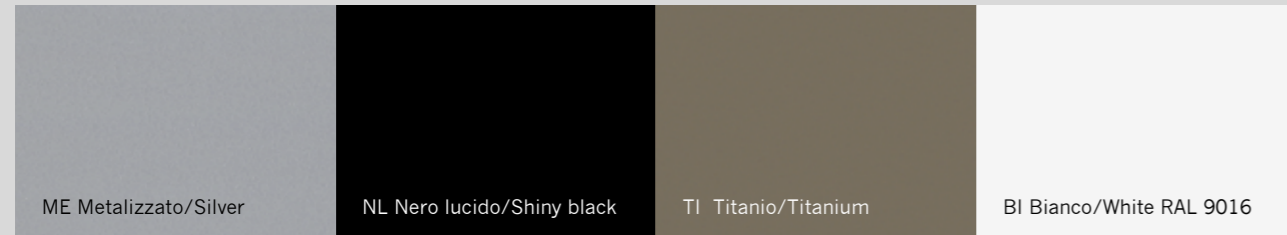
Profilo a 2/3/4 vie
2/3/4 way profile

APM10 cm. 105 h.
APM14 cm. 141 h.
APM17 cm. 177 h.


The partition Velo integrates with every system. The partition has special brackets which connect to Lab System, Agorà, I.Quadra and T.Desk. The above images are only some example of the numerous combinations available. The modularity of this system gives the possibility to variate and personalize the dividing walls.

FINITURE E COLORI FINISHING AND COLOURS

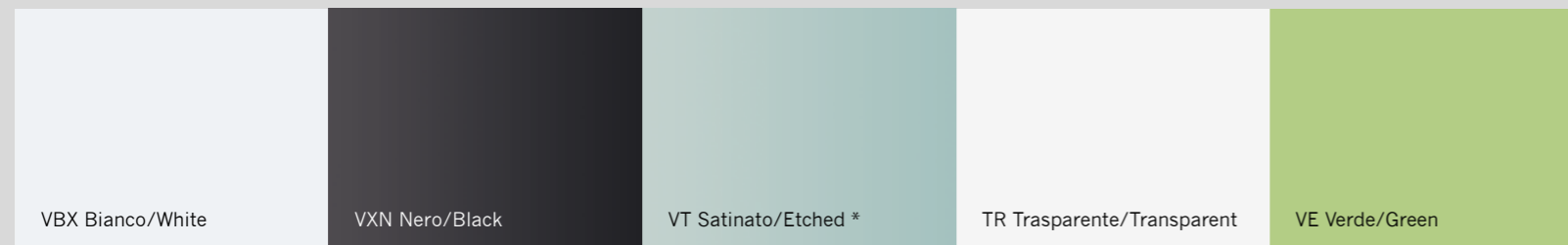
Metallo / Metal



Nobilitato / Melamine




Vetro / Glass



Metacrilato / Methacrylate

Tessuto / Fabric



Nell'impossibilità di riprodurre correttamente i colori in stampa, invitiamo a consultare i relativi campioni.
Since it is impossible to reproduce the colours exactly, please refer to the corresponding samples.

* Solo per ante
Only for doors

